



ACADEMICS AND RESEARCH

Our dedication and commitment to excellence drives us to become one of the premier undergraduate teaching and research institutes. We strongly believe that one of the best ways for a student to gain knowledge beyond textbooks is to engage in original research.

Fast Facts

50+

Conference presentations

5:1

Student to faculty
ratio

25+

prizes



21st KCA State Conference at Bangalore Medical College &RC, Bengaluru in 2019 with Ex Vice Chancellor of RGUHS and Founder President of KCA Dr Mrs S.Kantha

- Total of 15 UG Paper presentations from our college
- **05 UG Students received best papers award at 21st KCACON at Bangalore Medical College, Bengaluru in September 2019**
 - ❖ Ms.Anughna.G got Best UG oral paper of the session on ‘Morphology & Morphometric analysis of infraorbital foramen’
 - ❖ Ms.Hithaishree got Best UG oral paper of the session on ‘Study on placental attachment of umbilical cord & vascular pattern of chorionic blood vessels& it’s clinical correlation’
 - ❖ Ms.Shagun Agarwal got Best UG oral paper of the session on ‘A study on pregnancy outcome of mullerian duct anomalies’
 - ❖ Ms. Rajnish Kaur got Best UG poster of the session on ‘Left Hypoplastic heart syndrome in pregnancy & it’s outcome-A case report’
 - ❖ Ms.Abhigna.G got Best UG poster of the session on ‘Congenital anomalous origin of left coronary artery from pulmonary artery(ALCAPA)’



20th KCA State Conference at Adichunchanagiri Institute of Medical Sciences, Bellur, Mandya in 2018

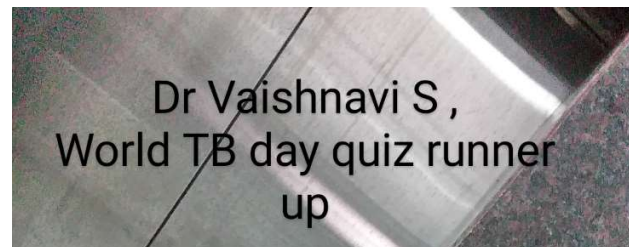
- Total of 16 UG Paper presentations from our college
- **03 UG students received best paper awards at 20th KCACON 2018 at AIMS, Bellur in September 2018**
 - ✓ Mr. Giridhar D got Best UG oral paper of the session on 'Morphological & Morphometrical study of the Human ossicular chain & its meta-analysis'
 - ✓ Ms Samhitha M Rao got Best UG oral paper of the session on 'Morphometric analysis of Mandibular foramen'
 - ✓ Ms. Niyanthri got Best UG poster of the session on 'Congenital unilateral absence of left internal carotid artery'
 - ✓ Mr Giridhar D & Ms Salma Sadaf got first prize in Histology painting
 - ✓ Mr Saurabh & Ms Pallavi got second prize in embryology model making

PRESENTATION and AWARDS:

2016



GIRIDHAR DASEGOWDA- ANATOMY PAPER PRESENTATION AT KCACON -2016 at JSS Medical College




The 06 teams were:	
Participants	Vishaka Hegde & Vishw L S
College	BIMS, Belagavi
Participants	Madura K P & Priyanka
College	ESICMS, Bengaluru
Participants	Sowmini Bharathi S & Sriram S Prasad
College	SDUMC, Kolar
Participants	Kaushal J & Meghana K
College	ESICMC, Bengaluru
Participants	Soumya Patted & Shiva Shanker
College	BIMS, Belagavi

MADHURA K P & PRIYANKA R- Pathology quiz - karnataka chapter Indian association of pathologists and Microbiologists 2017- 4 th place

2017



K GUNA SEKHAR MOORTHY- 1ST PRIZE-BEST POSITION PAPER-KIMS MODEL WHO CONFERENCE 2017.



K GUNA SEKHAR MOORTHY- ANATOMY PAPER PRESENTATION-WORLD CONGRESS OF ANATOMISTS AT GADAG INSTITUTE OF MEDICAL SCIENCES



Dr Vaishnavi S , Pharmacology quiz winner, MMC Mysr





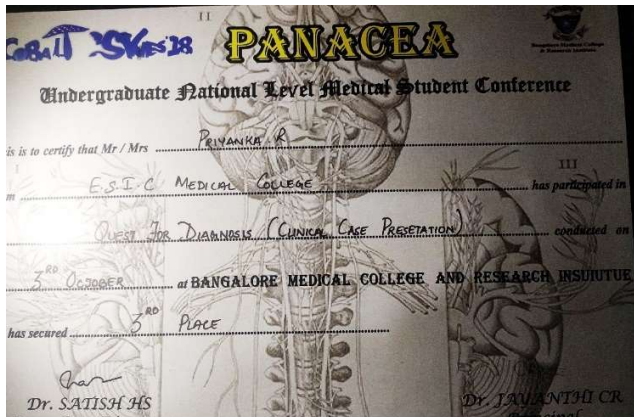
SAMHITHA M RAO (Batch of 2017)
Position secured : First

**Scientific Paper Presentation at The 20th State
Level Conference of Karnataka Chapter of
Anatomists.**

30th September, 2018.

Adichunchanagiri Institute of Medical Sciences.

2018



PRIYANKA R - Clinical case presentation at cobalt skies 2018 at Bangalore medical college & research Institute, Bengaluru- 3 rd place



GIRIDHAR D and SALMA SADAF - HISTOLOGY PAINTING AWARD- KCACON 2018

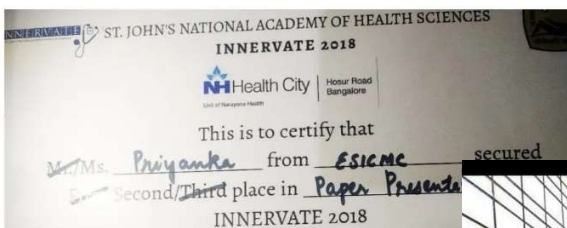
KCACON 2018



LEENA H S & PRIYANKA R -South zone ENT quiz 2018 held at father muller medical college , Mangalore - 4th place



PRIYANKA R -Research paper presentation at osmecon 2018 international medical conference , osmania medical college, Hyderabad - 1st place




PRIYANKA R - Research presentation at innervate 2018 at St John's medical college Bengaluru -2nd place



NSVI ANKA R entive & 2018 at Sri Institute of Medical Sciences -



K GUNA SEKHAR MOORTHY, DEEKSHA, APEKSHA,NIYANTHRI, DHANYASHREE, NIRANJAN-3RD PRIZE MEDICAL SYMPOSIUM-SYNAPSE 2018-DR BR AMBEDKAR MEDICAL COLLEGE.



GIRIDHAR DASEGOWDA, ARJUN C, ADITYA PRASAD- 1ST PLACE MEDICAL QUIZ - 2018



Amruth SK and S Navin Kumar secured first place in state level physiology Quiz-Uttunga held on April 2018 in KIMS BANGALORE

2019

Dr. AMULYA R RAO
 Project selected for ICMR
 Received grant(STS) for research
 Publication of article in
 International Journal of Health
 and Applied Sciences(IJHAS)

Quality of life in caregivers of children with developmental delay – A case-control study
 Amulya R Rao, Deepthi Ramamurthy¹, Uday Kumar²

Abstract:
BACKGROUND: Caregivers role is crucial in lives of children with developmental delay. Caregivers have little time for themselves leading to poor social life and quality of life (QOL). Rehabilitation services among caregivers have improved health of children with developmental delay. We assessed the QOL of caregivers of children with developmental delay and compared with normal children.
METHODS: Thirty children with developmental delay were selected as cases and thirty children as controls. Clinical profile of cases and sociodemographic details of all the participants were assessed. World Health Organization QOL-BREF was used to assess QOL of the cases in physical, psychological, social, and environment domains.
RESULTS: Fifty percent of cases had severe developmental delay. QOL among caregivers was poor in physical, psychological, social relationships, and environment domains. Mean scores of caregivers of controls were significantly higher than mean QOL scores of case cases in all four domains. As severity of disability increased there was worsening of QOL in all four domains.
CONCLUSIONS: QOL of caregivers of children with developmental delay is worse compared to controls, and it became worse with increase in the severity of the disability. Hence, there is need for social support group among the caregivers along with medical rehabilitation.
 Keywords: Caregivers, Developmental delay, Sociodemographic details, Quality of life, Social rehabilitation





ABHIGHNA G - BEST
POSTER PRESENTATION
KCACON 2019 BMC



K GUNA SEKHAR MOORTHY- CAPTAIN OF
BUILD INDIA MOVEMENT FOR MENTORING
ADOLESCENTS FOR THE ACADEMIC YEAR
2018-19 BY UNNATHI FOUNDATION

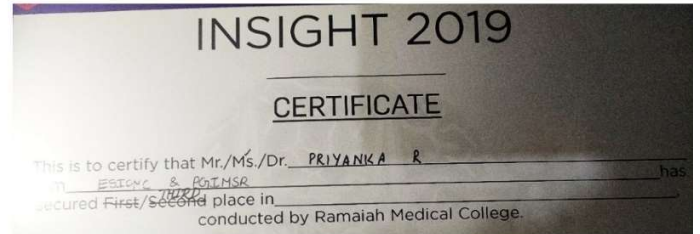
ANUGHNA G - BEST
ORAL PRESENTATION
KCACON 2019 BMC



Rajnish Kaur 1st prize
Poster presentation in 21st State
Conference KCACON 2019,
Karnataka Chapter of Anatomists



**ABHIGHNA G , ANUGHNA.G
 ,BHAVANA KJ - 5TH PLACE
 IN MEDZANTICA 2019
 NATIONAL LEVEL COMMUNITY MEDICINE QUIZ
 PONDICHERRY**



PRIYANKA R - Clinical case presentation ,insight 2019 , M. S Ramaiah medical college, Bengaluru -3rd place

2020

STANDARD PROTOCOL FOR CONDUCTING BOA




- Test one low (500 Hz) and one high (2000 Hz) frequency initially and select additional frequencies to test depending on initial responses.
- Reduce thresholds in 10-dB steps and increase in 5- to 10-dB steps to bracket threshold. Record a response after three reversals.

Collaborator:  
 Organized by:  **BIOLEAGUES**
 Academic Partners:  



**Dr. Iram Mujeeb
 Received University Gold medal for
 securing the highest marks in
 General Medicine for MBBS course**



Organized by:  **BIOLEAGUES**
Inspiring Medical, Advancing Research 717

CERTIFICATE
OF BEST PRESENTATION


**INTERNATIONAL VIRTUAL CONFERENCE ON
 PUBLIC HEALTH, INNOVATION AND TECHNOLOGY (ICPHIT-2020)**
30th NOVEMBER & 01st DECEMBER 2020

This is to certify that



Dr. Amulya R Rao

Received RGUHS University
Gold Medal in
subject of Anatomy



**BHANUPRIYA JAIN &
PRIYANKA R - Genesis 2020 -
state level Obstetrics &
gynaecology quiz at M. S
Ramaiah medical college - semi
finalists**

**Tanya, Chinmayi & Sohani
of II MBBS, 2019 Batch
won First Prize in the
Pathology Poster Competition
on account of International Voluntary Blood Donation Day**



**Suhas SY & Sohani Kashi Puranic
of II MBBS, 2019 Batch
won Second Prize in the Pathology Quiz
conducted on account of International Pathology Day**



**Ananya, Syed & Suhas
of II MBBS, 2019 Batch
won Fourth Prize in
the
Pathology Poster
Competition
on account of
International
Voluntary Blood
Donation Day**



2021



